



# Access Statement

## Revised June 2021



## **Introduction**

The Almonry is a 14<sup>th</sup> Century Grade I listed building on the edge of the centre of Evesham. The Almonry houses a Museum, Tourist Information Centre (TIC) and Gift Shop.

We aim to provide the best possible access to all our visitors within the confines of the building structure. As a small museum and Tourist Information Centre, we strive to provide the best accessible service we can.

There is a charge to enter the museum and some events and activities may incur additional charges. All these charges are displayed on our website: <http://www.almonryevesham.org/visit-us/>

## **Our opening hours are:**

### **Summer (March-October)**

Monday-Saturday 10am-5pm

### **Winter (November-February)**


Monday, Tuesday, Thursday, Friday, Saturday 10am-5pm

## **Contact Us:**

Tel: 01386 446944

Email: [tic@almonry.ndo.co.uk](mailto:tic@almonry.ndo.co.uk)

 /almonryevesham

 @almonryevesham

**Please note that access to the museum is limited due to the nature and age of the building. The following document gives a detailed description of the access to the museum rooms, floors, and gardens.**

## **Getting Here**

The Almonry is situated at the bottom of Vine Street (A4184) in the centre of Evesham which easily accessible via the A46 from the North and South and from the A44 from Worcester.

### **On foot**

The Almonry is easily accessible from the Town Centre with finger post signs around town to direct you.

### **By Car**

The Almonry does not have a dedicated visitor car park.

Evesham has many long and short stay car parks. There are disabled parking bays on Vine Street. Further information on Evesham car parks can be found here <http://www.almonryevesham.org/find-us/>

### **By Bus and coach**

Evesham is serviced by several different bus companies that run regular services to the town. Please check [www.travelinemidlands.co.uk](http://www.travelinemidlands.co.uk) for up-to-date bus routes and times.

Evesham bus station is on High Street. Please note this is an on-street bus station.

There is a coach drop off/pick up point on Merstow Green opposite the Almonry. Coach parking is available in Viaduct Meadow.

### **By Train**

Evesham Train Station is a 10-minute walk (0.6miles) from the Almonry on the A4184 (Greenhill via High Street to Vine Street)

### **By Boat**

There are free moorings available along Waterside near Workman Gardens. The Almonry is a short walk up through Abbey Park (there are steep but even paths through the park) and through the churchyard.

### **By Taxi**

The taxi rank is situated on High Street next to the Bus Station.



## The Almonry Building

From the Town Centre the Almonry is accessed by a tarmac driveway leading to a flagstone path. From Abbey Road the Almonry is accessed via a cobble path which can be slippery when wet.



**Front access to the Almonry Building: Tarmac driveway leading to flagstone and cobbled paths**


## The Tourist Information Office

The main building is accessed via a large wooden door set into a stone porch. The door is 108cm (42 ½ inches) wide. An eye level latch opens the door inwards to the reception area containing the gift shop, information desk and upper-level TIC.

The information desk is waist height with a recess next to the till at wheelchair height.



The TIC lower lobby is accessed by 3 steps with a handrail to the left and right. There is low lighting and flagstone floors. The toilets are located in the lower lobby.



**Reception & Information Desk, with stairs down to the Lower Lobby for toilets and info. Leaflet stands**



## The Gift Shop

The gift shop is on one level with a range of floor level units and shelving units, the tallest being 186cm.

There is a large central fixed pillar with shop displays.

There is good lighting via the large roof light and electric lighting. The gift shop has a flagstone floor.



## The Museum – Ground floor

Access to the museum is via the gift shop and TIC lower lobby. The corridor ahead has low lighting and a flagstone floor, which is uneven. Entry to the Museum is through a swing gate at waist height.

The first room is the Abbey Room and is accessed by a worn step with white marker paint on the edge. The Abbey Room has low lighting and flagstone floors.

The first access route to the garden is through the Abbey Room via a wooden door and one step marked with white paint.



***Entry to the Museum, doorway into Abbey Room with 1 step down, Access to Garden from Abbey Room***




Following the corridor, the Undercroft is accessible through a low beamed doorway and by 3 steps. The first room leads to 2 further rooms each of which is accessed via a small, lipped step highlighted with white paint. The floor is flagstones, apart from the 3<sup>rd</sup> room which has loose shingle flooring.



***Undercroft Entrance with steps down, inner rooms of the Undercroft with small steps in white***

Straight ahead at the end of the corridor lie the Civic Room and the second garden access route. Both doorways are accessed via a single step highlighted with white paint. The Civic Room has low lighting and a flagstone floor and a second exit which is accessible by a single step highlighted in white paint.



***Civic Room Entrance at end of the corridor, exit to garden, and Second Exit from Civic Room with a step***

Opposite the garden access door there are 2 steps leading to the bottom of the staircase which leads to the first floor. The wooden staircase has 9 steps with a handrail to the right. Each step is highlighted with white paint. The entrance to the staircase is 76cm (30 inches) wide.



*Garden access to the left has one step, to the right two steps lead to the staircase for access to First Floor*

### **The Museum – First floor**

From the upstairs landing, the Military Room is accessed by a small wooden staircase with a handrail, and 3 steps which are not marked. The military room has wooden floors and is well lit.




*The upstairs landing has a small wooden staircase with 3 steps, leading into the Military Room*



From the upstairs landing, the Archaeology Room is directly ahead, accessed by a low-level step highlighted in white paint, with handrails on both sides. The floor is wooden floorboards, and the room is well lit.

Leading on from the Archaeology Room there is a doorway into the Simon De Montfort Room, again accessed by one low level step highlighted with white paint.



***Entry to the Archaeology Room with 1 step, leading into Simon de Montfort Room with another step***

In the centre of the Simon de Montfort room is a large glass cabinet with a diorama of the Battle of Evesham in 1265. This room has floorboards throughout and is well lit.

From the Simon De Montfort Room, 2 wooden steps with a handrail to the left lead into the Lecture Hall.



***Glass cabinet in the centre of Simon de Montfort Room, and 2 steps with a handrail to exit this room***



## **The Great Hall (Lecture Hall)**

The Great Hall (Lecture Hall) is the largest room in the building. It is lit by electric lights and 3 windows. The floors are wooden, the older parts of the building have high ceilings, and the extended parts have a modern (lower) height ceiling. At certain times of the year the Great Hall is used for temporary exhibitions, so there may be display cases, cabinets or display boards set up around the room (please contact us in advance for details about any exhibitions set up here)



***The Great Hall (Lecture Hall) has several display cases on the walls and around the sides of the room***

The Exit for the Museum is the same way as the Entrance.

## **The Gardens**

The Gardens are accessed via 2 doorways. Each leads out to flagstone or cobbled paths that are uneven. There are steps and varying levels throughout the garden and a gravel path leading to the side gate. There is a large lawned area with 5 benches around the edges, as well as a bistro table & 4 chairs. Please note that events are held in the garden during the summer, so there may be limited access to the grassed area.



***The Gardens have flagstone, cobbled, and gravel paths throughout, all of which are uneven***

## **Toilets**

The Almonry has one Men's toilet and one Ladies toilet with baby change facility. The ladies toilet also has a movable access bar for accessibility.

The toilets are located in the lower lobby and are accessed via 3 steps from the Information desk or from the entrance to the museum.



***Ladies toilet has a movable bar for accessibility & baby change facility. Men's toilets have a urinal and separate cubicle toilet***

## **Restaurant/café**

There are no restaurant or cafe facilities at the Almonry. Evesham is well placed for a wide variety of cafes, bars and restaurants, our staff will be happy to provide you with a list of places to eat.

At some events complimentary refreshments may be served. Please check the website for details.

## **Additional Information**

Assistance dogs are welcome throughout the building. No other dogs or pets are allowed in the museum. Well behaved dogs are allowed in the gift shop and Tourist Information Centre.

There is a strictly No Smoking policy throughout the Almonry building and grounds, including the gardens. There are benches and a bin at the front of the Almonry should patrons wish to smoke.



## **Guided tours and group bookings**

The Almonry offers discounted rates for group bookings. Please check the website for details. A guided tour can be arranged by prior appointment at an additional cost.

## **Future Plans**

The Almonry was put on the Heritage At Risk Register in 2016. As a consequence, we are now looking towards developing a bid to the Heritage Lottery Fund for the restoration of the building and the refurbishment of the museum. As part of the project access issues will be addressed in an effort to make the Almonry more accessible to our visitors.


## **Feedback**

If you have any comments or suggestions to try and help us improve our access for visitors, please do contact us in one of the following ways:

Tel: 01386 446944

Email: [tic@almonry.ndo.co.uk](mailto:tic@almonry.ndo.co.uk)

 /almonryevesham

 @almonryevesham